




an EnPro Industries company



# High-Pressure Filters



ALUMINUM ALLOY

STAINLESS STEEL

750 PSIG

1500 PSIG

5000 PSIG

## HIGH-PRESSURE FILTERS

For Stainless Steel and High-Pressure Applications, Quincy Air Treatment offers a comprehensive line of highly engineered specialty filters.

### HIGH-PRESSURE ALUMINUM FILTERS

Coalescer — Absorber

Quincy's aluminum alloy, 750 psig high-pressure filter lineup offers an economic alternative to the high cost of stainless steel. There are two levels of coalescing and an activated carbon absorber. Ideally suited for the PET bottle blowing industry, the coalescers remove various levels of liquid aerosols and the activated carbon absorber removes vapor and odors.

- High-temperature capacity (250°F.)
- Multiwrap element construction for optimum performance and long life
- Synthetic lubricant and mineral oil compatibility
- Large sump and quiet zone to prevent re-entrainment
- Push-to-fit design for easy filter element replacement
- Modular design allows for easy installation of multiple filters and saves energy

#### 750 psig/250°F

150 to 3000 scfm (½" to 2" NPT)

- HSCT standard coalescer
- HPCT polishing coalescer
- HACT activated carbon



### HIGH-PRESSURE STAINLESS STEEL FILTERS

Coalescer — Absorber

Quincy's line of 316 grade Stainless Steel filters for pressure requirements of 750 psig through 5000 psig feature:

- Three pressure ranges (750 psig, 1,500 psig, 5,000 psig)
- Heavy-duty, Stainless Steel tie rod design for 1500 psig and 5000 psig

#### 750 psig/250°F

60 to 2000 scfm (½" to 2" NPT)

- SSCT standard coalescer
- SPCT polishing coalescer
- SACT activated carbon

#### 1500 psig/250°F

65 to 2050 scfm (½" to 2" NPT)

- ESCT standard coalescer
- EPCT polishing coalescer
- EACT activated carbon

#### 5000 psig/250°F

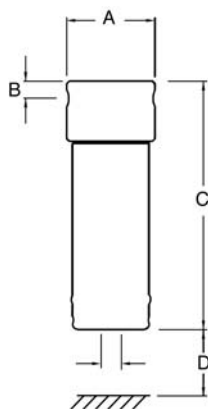
28 to 775 scfm (½" to 1½" NPT)

- VSCT standard coalescer
- VPCT polishing coalescer
- VACT activated carbon

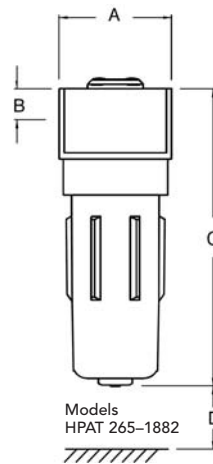


## HIGH-PRESSURE, 750 PSIG — SPECIFICATIONS & ENGINEERING DATA

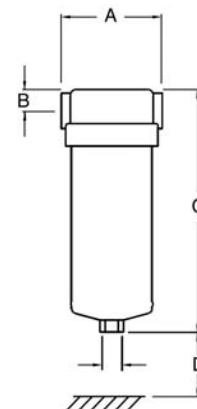
Aluminum, 750 psig						Dimensions				Weight		Metric Dimensions			
Filter Model (Grade)	Pipe Size NPT	Flow Rate scfm	Flow Rate Nm <sup>3</sup> /hr	Element Model (Grade)	Number of Elements	A In.	B In.	C In.	D In.	lb.	kg.	A mm	B mm	C mm	D mm
H_T 94	¼	94	160	H_E 94	1	2½	½	6	2	0.5	0.25	63	15	150	50
H_T 147	¾	147	250	H_E 147	1	2½	½	7½	2	0.6	0.27	63	15	190	50
H_T 265	½	265	450	H_E 265	1	4½	1½	12	6	5.7	2.60	114	38	305	150
H_T 324	¾	324	550	H_E 324	1	4½	1½	12	6	5.7	2.60	114	38	305	150
H_T 492	1	492	835	H_E 492	1	4½	1½	15½	6	7.3	3.30	114	38	395	150
H_T 1015	1½	1015	1725	H_E 1015	1	5½	2	21	7	16.5	7.50	146	50	435	170
H_T 1132	2	1132	1925	H_E 1132	1	5½	2	21	7	16.5	7.50	146	50	435	170
H_T 1882	2	1882	3200	H_E 1882	1	5½	2	25	7	22.0	10.00	146	50	635	170



Models  
HPAT 94 & 147



Models  
HPAT 265-1882



Models  
HPST 60-2000

Stainless Steel, 750 psig						Dimensions				Weight		Metric Dimensions			
Filter Model (Grade)	Pipe Size NPT	Flow Rate scfm	Flow Rate Nm <sup>3</sup> /hr	Element Model (Grade)	Number of Elements	A In.	B In.	C In.	D In.	lb.	kg.	A mm	B mm	C mm	D mm
S_T 60	¼	60	100	S_E 60	1	3½	¾	7	3	3.80	1.70	85	18	170	75
S_T 120	½	120	200	S_E 120	1	3½	¾	8	4	4.40	2.00	85	18	205	100
S_T 200	¾	200	340	S_E 200	1	3½	¾	10	4	4.90	2.20	85	18	255	100
S_T 300	¾	300	500	S_E 300	1	4½	1½	11	6	8.80	4.00	110	27	270	150
S_T 600	1	600	1000	S_E 600	1	4½	1½	17	12	11.0	5.00	110	27	420	300
S_T 1000	1½	1000	1700	S_E 1000	1	6	1¾	21	12	33.0	15.0	150	45	525	300
S_T 1200	2	1200	2040	S_E 1200	1	6	1¾	21	12	33.0	15.0	150	45	525	300
S_T 2000	2	2000	3400	S_E 2000	1	6	1¾	33	20	46.0	21.0	150	45	825	500

Filter Element	Particle Removal in Microns	Max. Oil Carryover at 68°F at 20°C ppm	Max. Temperature at 68°F °C	Clean & Dry	Pressure Loss				Max. Working Pressure psig	Element End Cap Color				
					psi	mbar	Wet	Change Element						
<b>High-pressure aluminum filter element grades, 750 psig</b>														
HSCE	1	0.1	0.1	248	120	1.1	75	2.2	150	6	400	750	50	Black
HPCE	0.01	0.01	0.01	248	120	1.5	100	4.4	300	6	400	750	50	Black
HACE	0.01	0.003	0.003	77	25	1.1	75	see notes		—	—	750	50	Black
<b>High-pressure stainless steel filter element grades, 750 psig</b>														
SSCE	1	0.1	0.1	248	120	1.1	75	2.2	150	10	700	750	50	Black
SPCE	0.01	0.01	0.01	248	120	1.5	100	4.4	300	10	700	750	50	Black
SACE	0.01	0.003	0.003	77	25	1.1	75	see notes		—	—	750	50	Black

Correction Factor for Aluminum						
Operating Pressure	psig	145	290	435	580	725
	barg	10	20	30	40	50
Correction Factor		0.34	0.57	0.71	0.86	1.0

Correction Factor for Stainless Steel										
Operating Pressure	psig	58	87	116	145	220	290	435	580	725
	barg	4	6	8	10	15	20	30	40	50
Correction Factor		0.14	0.22	0.28	0.34	0.47	0.56	0.70	0.85	1.0

For maximum flow rate, multiply model flow rate shown in the above table by the correction factor corresponding to the working pressure.

# HIGH-PRESSURE FILTERS



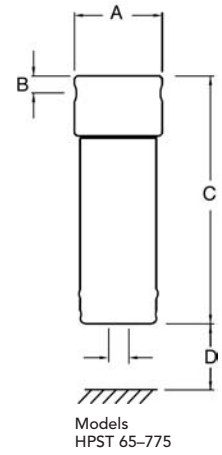
The Science of Compressed Air

## HIGH-PRESSURE 1500 & 5000 PSIG — SPECIFICATIONS & ENGINEERING DATA

Stainless Steel, 1500 & 5000 psig											Metric Dimensions				
Filter Model (Grade)	Pipe Size NPT	Flow Rate scfm	Flow Rate Nm <sup>3</sup> /hr	Element Model (Grade)	Number of Elements	A In.	B In.	C In.	D In.	Weight lb.	Weight kg.	A mm	B mm	C mm	D mm
<b>High-pressure stainless steel filter element grades, 1500 psig</b>															
E__T 65	¼	65	110	E__E 65	1	2¼	¾	6	3	7.10	3.20	65	20	135	70
E__T 185	¾	185	315	E__E 185	1	2¾	¾	10	7	12.3	5.60	65	20	250	180
E__T 270	½	270	460	E__E 270	1	3½	¾	11	10	13.5	6.10	88	20	275	250
E__T 400	¾	400	680	E__E 400	1	5¼	1	11	6	23.2	10.5	132	26	265	150
E__T 700	1	700	1200	E__E 700	1	5¼	1	19	12	32.4	14.7	132	26	480	300
E__T 1050	1½	1050	1785	E__E 1050	1	6	1¼	21	12	48.5	22.0	150	45	525	300
E__T 2050	2	2050	3485	E__E 2050	1	6	1¼	33	20	61.7	28.0	150	45	825	500

<b>High-pressure stainless steel filter element grades, 5000 psig</b>															
V__T 28	¼	28	48	V__E 28	1	1¼	½	4	3	3.50	1.60	41	10	103	60
V__T 67	¾	67	111	V__E 67	1	2¾	¾	6	3	7.10	3.20	65	20	135	70
V__T 150	½	150	255	V__E 150	1	3½	¾	9	6	12.3	5.60	88	20	210	150
V__T 310	¾	310	520	V__E 310	1	3½	1	11	10	13.5	6.10	88	25	280	250
V__T 445	1	445	750	V__E 445	1	6	1½	13	8	32.0	14.5	150	35	330	200
V__T 775	1½	775	1330	V__E 775	1	6	1½	19	12	38.4	17.4	150	35	180	300

Specs	Filter Element	Particle Removal in Microns	Max. Oil Carryover		Max. Temperature °F	Clean & Dry psi	Dry mbar	Pressure Loss		Change Element psi	mbar	Max. Working Pressure		Element End Cap Color Code
			at 68°F ppm	at 20°C mg/m <sup>3</sup>				psi	mbar			psig	barg	
<b>High-pressure stainless steel filter element grades, 1500 psig</b>														
ESCE	1	0.1	0.1	248	120	1.1	75	2.2	150	6	400	1500	100	Black
EPCE	0.01	0.01	0.01	248	120	1.5	100	4.4	300	6	400	1500	100	Black
EACE	0.01	0.003	0.003	77	25	1.1	75	— see notes —		—	—	1500	100	Black
<b>High-pressure stainless steel filter element grades, 5000 psig</b>														
VSCE	1	0.1	0.1	248	120	1.1	75	2.2	150	10	700	5000	350	Black
VPCE	0.01	0.01	0.01	248	120	1.5	100	4.4	300	10	700	5000	350	Black
VACE	0.01	0.003	0.003	77	25	1.1	75	— see notes —		—	—	5000	350	Black



Correction Factor for Stainless Steel, 1500 psig										
Operating Pressure	psig	290	435	580	725	870	1015	1160	1300	1500
Pressure	barg	20	30	40	50	60	70	80	90	100
Correction Factor		0.45	0.57	0.68	0.80	0.84	0.88	0.92	0.96	1.0

Correction Factor for Stainless Steel, 5000 psig										
Operating Pressure	psig	725	1450	2175	2900	3625	4350	5000		
Pressure	barg	50	100	150	200	250	300	350		
Correction Factor		0.73	0.78	0.82	0.87	0.91	0.96	1.0		

For maximum flow rate, multiply model flow rate shown in the above table by the correction factor corresponding to the working pressure.



©2007 Quincy Compressor an EnPro Industries company  
All rights reserved. Litho in U.S.A. (HPST-002 03/07)